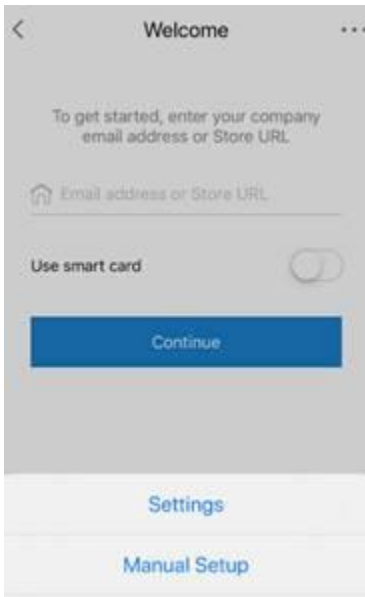


Citrix Workspace for MacOS\iOS\iPadOS to access the DOCS page

Launch Citrix Workspace (must download the Workspace for MAC, the receiver app doesn't have the options needed) – If you have already tried configuring workspace go to advanced settings and “reset application” to start over

“Get Started”

On the Welcome screen where you can enter a Store URL, select the “...” in the upper right corner
And pick “manual setup”

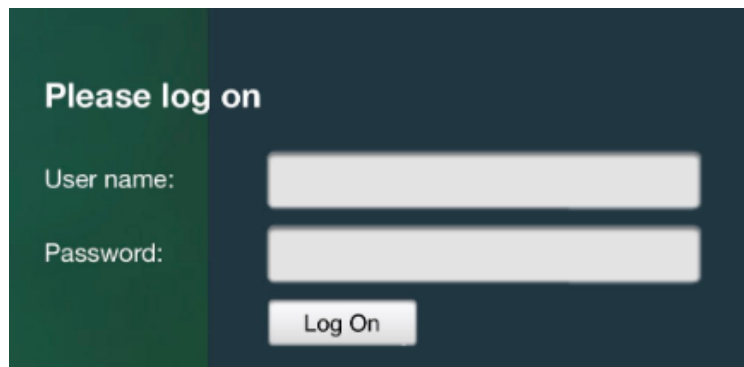
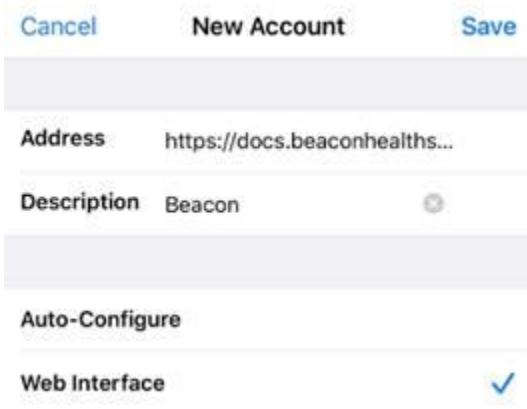


Address: <https://docs.beaconhealthsystem.org>

Description: Beacon

Change the configuration from XenApp Services to Web Interface

Save – Then log in with your normal credentials.



Since the DOCs page is being accessed from inside the Citrix Workspace app instead of a normal webpage the ICA file is automatically associated.

This seems to work very well, and it will save a “Beacon” profile for future use so next time the app is launched they just click Beacon and they get a login prompt.